



KAPDEPO
INVESTMENT COMPANY

Fond bozori sharhi - 11.10-15.10.2021

Investitsiyalar bo'yicha tahlilchi: Muzaffar Roziqov, CFI

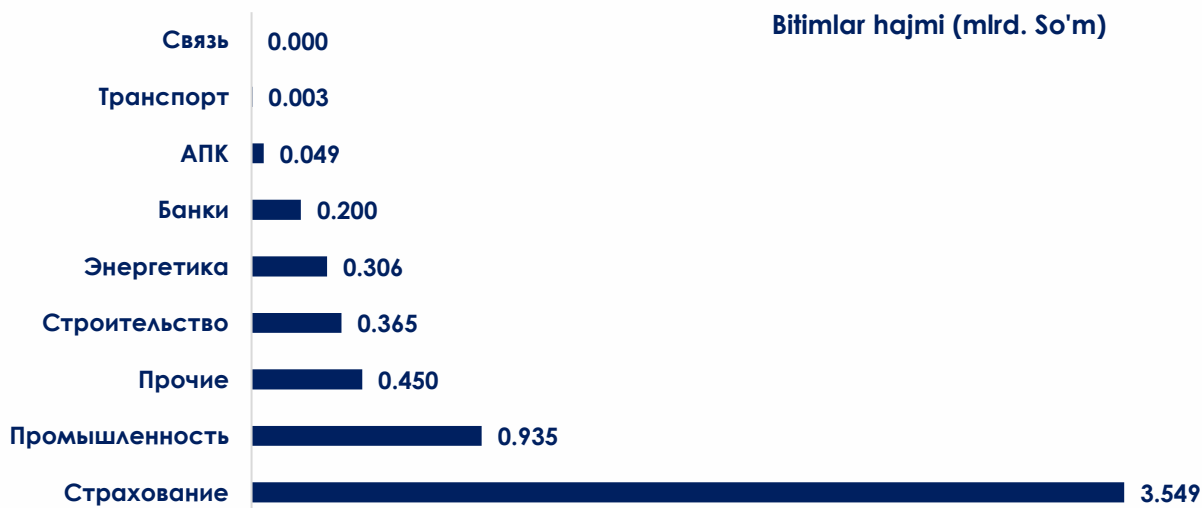




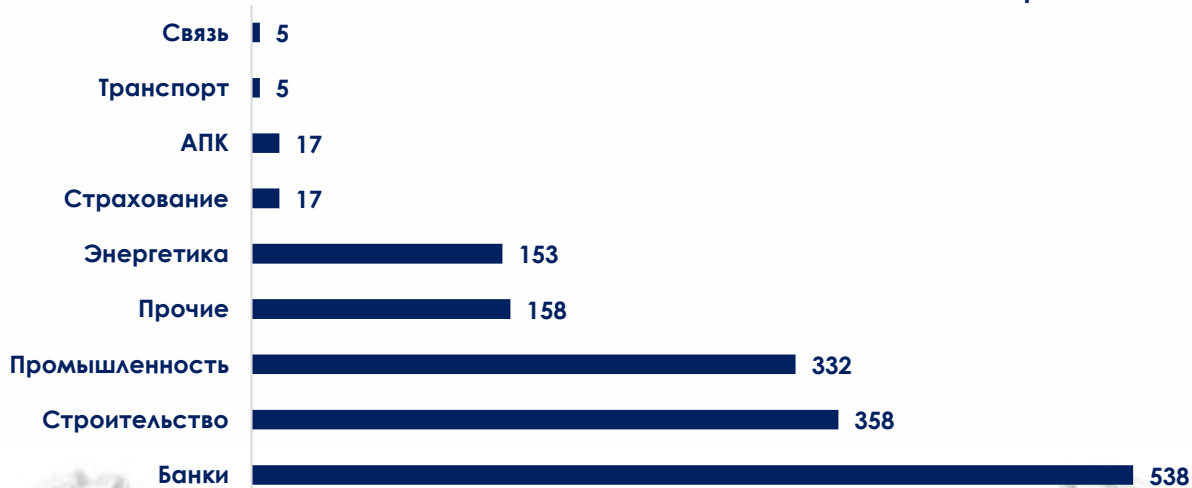
Birja ma'lumotlari

- O'tgan hafta davomida Toshkent fond birjasida **5,85 milliard so'mlik** bitimlar tuzildi, bu o'tgan haftaga nisbatan **2,02 milliard so'm** yoki **52,72 %ga** ko'p.
- Bitimlar soni **1583** tani tashkil etdi, bu o'tgan haftaga nisbatan **292** taga ko'p yoki **22,61%** ga ko'pdir. Bitimlar 40 ta emitentning 16,5 mln. dona aksiyasi bilan tuziladi.
- O'tgan davrda sug'urta sektori emitentlarining qimmatli qog'ozlari bilan umumiy qiymati **3,54 mlrd. so'mlik 17** ta bitim tuzildi, bu boshqa tarmoqlar bilan taqqoslaganda **etakchi ko'rsatkichdir**.

Bitimlar hajmi (mlrd. So'm)



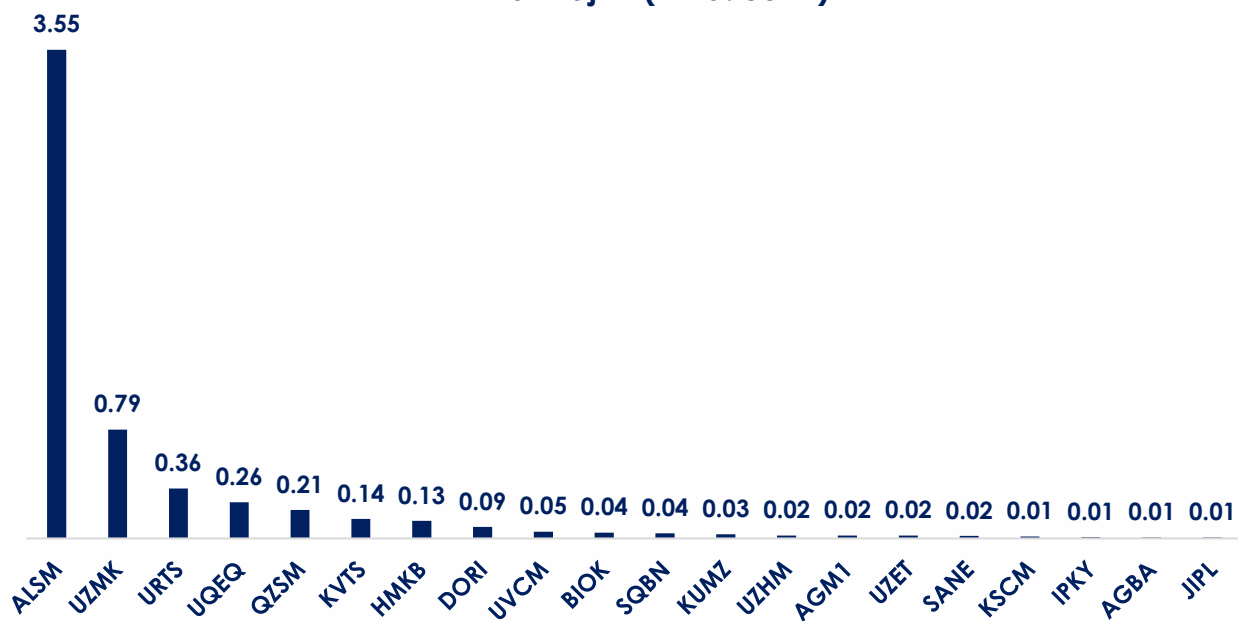
Bitimlar miqdori



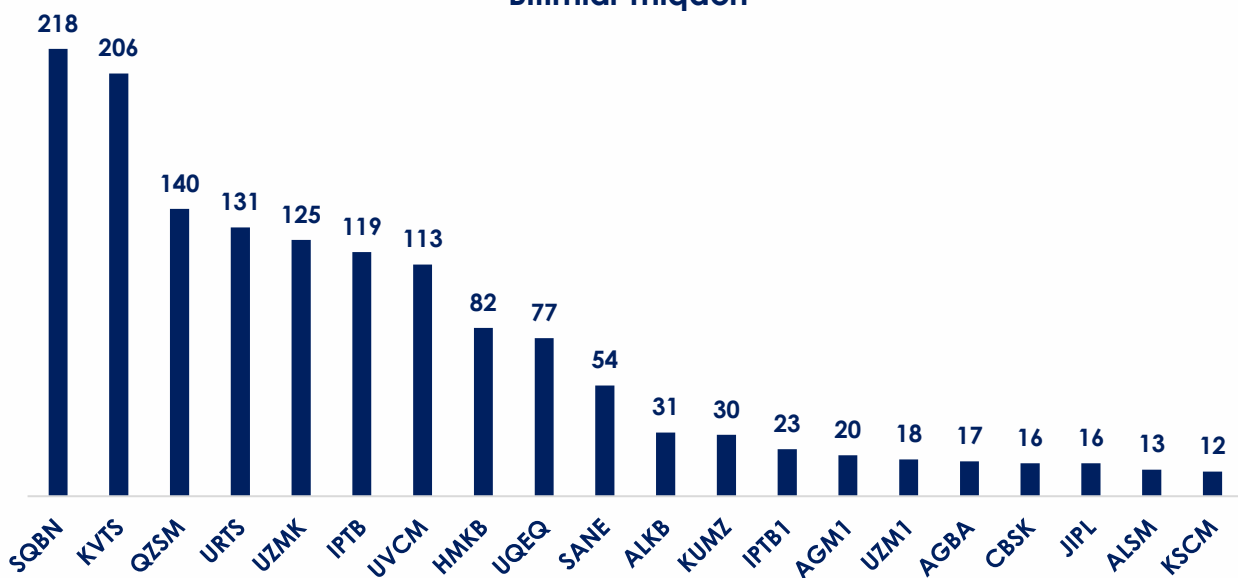
TOP-20



Bitimlar hajmi (mlrd. So'm)



Bitimlar miqdori



Tiker	Bitimlar miqdori	Ulushi,%
SQBN	218	13.77%
KVTS	206	13.01%
QZSM	140	8.84%
URTS	131	8.28%
UZMK	125	7.90%
IPTB	119	7.52%
UVCM	113	7.14%
HMKB	82	5.18%
UQEQ	77	4.86%
SANE	54	3.41%
ALKB	31	1.96%
KUMZ	30	1.90%
IPTB1	23	1.45%
AGM1	20	1.26%
UZM1	18	1.14%
AGBA	17	1.07%
CBSK	16	1.01%
JIPL	16	1.01%
ALSM	13	0.82%
KSCM	12	0.76%
UZG1	11	0.69%
TKV1	10	0.63%
SQB1	9	0.57%
DORI	9	0.57%
TRSB	8	0.51%
UZHM	7	0.44%
MCB1	6	0.38%
TNBN	6	0.38%
IPKY	6	0.38%
UZTL1	5	0.32%


QATT	5	0.32%
KAYM	5	0.32%
BIOK	4	0.25%
UNSU	4	0.25%
UGYM	4	0.25%
ABKZ	3	0.19%
UZET1	3	0.19%
UZET	3	0.19%
JASM	3	0.19%
TGZK	2	0.13%
NGIT	2	0.13%
MSBU	2	0.13%
AGB1	1	0.06%
KKBN	1	0.06%
KAYM1	1	0.06%
UNVB	1	0.06%
UTG1	1	

1583



KAPDEPO
INVESTMENT COMPANY

• Bitimlar miqdori



Tiker	Объём сделок	Ulushi, %			
ALSM	3,549,230,650.61	60.58%	MSBU	920,000.00	0.02%
UZMK	791,968,976.73	13.52%	KAYM	890,100.00	0.02%
URTS	363,079,324.92	6.20%	KAYM1	768,000.00	0.01%
UQEQ	262,486,765.93	4.48%	NGIT	440,000.00	0.01%
QZSM	207,757,117.32	3.55%	TKV1	439,853.31	0.01%
KVTS	142,579,700.46	2.43%	TNBN	335,244.90	0.01%
HMKB	128,004,585.19	2.18%	SQB1	263,287.19	0.00%
DORI	85,405,097.28	1.46%	MCB1	225,000.00	0.00%
UVCM	48,757,333.12	0.83%	CBSK	219,165.95	0.00%
BIOK	42,071,999.99	0.72%	UGYM	156,499.89	0.00%
SQBN	38,131,494.92	0.65%	UZTL1	152,268.64	0.00%
KUMZ	31,663,272.80	0.54%	KKBN	151,000.00	0.00%
UZHM	22,319,992.23	0.38%	TGZK	130,800.00	0.00%
AGM1	21,441,267.28	0.37%	ALKB	112,241.15	0.00%
UZET	20,912,538.79	0.36%	UZG1	95,410.99	0.00%
SANE	19,062,662.39	0.33%	UNSU	86,309.00	0.00%
KSCM	14,576,010.28	0.25%	UTG1	8,400.00	0.00%
IPKY	9,760,475.98	0.17%			
AGBA	7,568,435.49	0.13%			
JIPL	7,550,102.78	0.13%			
UZM1	7,331,734.98	0.13%			
IPTB	5,942,605.58	0.10%			
ABKZ	5,335,000.00	0.09%			
UNVB	5,000,000.00	0.09%			
JASM	4,437,000.00	0.08%			
UZET1	3,271,844.40	0.06%			
QATT	3,219,500.00	0.05%			
AGB1	1,800,000.00	0.03%			
IPTB1	1,376,928.31	0.02%			
TRSB	1,300,996.00	0.02%			

5,858,736,994.78



KAPDEPO
INVESTMENT COMPANY

• **Bitimlar hajmi**



O'zbekiston fond bozorida haftalik tebranishlar




Tiker	Hafta boshi	Hafta oxiri	O'zgarishlar (%)
SANE	UZS 3,500.00	UZS 4,120.05	17.7%
IPKY	UZS 33.60	UZS 39.36	17.1%
CBSK	UZS 0.95	UZS 1.10	15.8%
UVCN	UZS 16,050.00	UZS 17,999.98	12.1%
TRSB	UZS 9,900.00	UZS 10,999.00	11.1%
SQB1	UZS 33.00	UZS 34.95	5.9%
IPTB	UZS 0.90	UZS 0.93	3.3%
URTS	UZS 20,499.00	UZS 21,000.00	2.4%
A005900	UZS 13,301.00	UZS 13,600.00	2.2%
UZMK	UZS 97,999.00	UZS 99,999.99	2.0%
AGM1	UZS 16,697.00	UZS 17,000.00	1.8%
TKV1	UZS 36.02	UZS 36.13	0.3%
KVTS	UZS 4,190.00	UZS 4,200.00	0.2%
SQBN	UZS 12.99	UZS 13.00	0.1%
ALSM	UZS 1,350.00	UZS 1,350.00	0.0%
BIOK	UZS 62,000.00	UZS 61,999.99	0.0%
OHSM	UZS 315,001.00	UZS 315,001.00	0.0%
HMKB	UZS 39.00	UZS 39.00	0.0%
KUMZ	UZS 940.02	UZS 940.00	0.0%
KSCM	UZS 615,000.00	UZS 610,000.00	-0.8%
A028090	UZS 65,000.00	UZS 64,000.00	-1.5%
QZSM	UZS 6,400.00	UZS 6,270.00	-2.0%
JIPL	UZS 3,700.00	UZS 3,350.00	-9.5%



Erkin savdodagi aktsiyalar hajmi *



Tiker	Free Float	Qimmatli qog'ozlar soni	Free Float %
ALSM	2,588,378	21,762,358	11.89383%
KUMZ	33,675	22,364,520	0.15057%
SANE	5,216	6,610,920	0.07890%
AGM1	1,390	2,249,558	0.06179%
BIOK	1,601	2,856,640	0.05604%
JIPL	2,079	4,958,644	0.04193%
UVCN	2,954	7,295,965	0.04049%
A028090	6,039	18,705,400	0.03228%
A005900	615	2,375,280	0.02589%
KVTS	22,914	96,449,218	0.02376%
URTS	17,367	74,958,420	0.02317%
UZMK	8,088	43,322,393	0.01867%
HMKB	3,241,870	20,881,541,000	0.01553%
QZSM	32,401	447,516,900	0.00724%
KSCM	24	504,413	0.00476%
SQB1	7,870	370,000,000	0.00213%
TKV1	10,251	673,425,000	0.00152%
SQBN	2,849,217	243,551,784,442	0.00117%
IPKY	238,074	53,239,945,264	0.00045%
CBSK	199,612	43,939,583,595	0.00045%
IPTB	6,443,813	2,861,787,259,906	0.00023%
TRSB	130	360,227,000	0.00004%
OHSM	0	4,914,583	0.00000%



KAP DEPO savdo statistikasi



- O'tgan haftada KAP DEPO mijozlari umumiy qiymati **2,82 milliard so'mlik 4,84 million dona** aksiyalar bilan **954** ta bitim tuzdilar *.
- Bitimlarning **78,8%** dan ortig'i sotib olish bo'lgan.

Tiker	Bitim summasi	Bitimlar	Sotib olish	Sotish	Aksiya soni	Ulush
ALSM	2,128,428,090.99	8	2	6	1,574,764	75.4378%
URTS	452,847,697.90	63	63	0	21,568	16.0503%
HMKB	101,617,435.68	101	50	51	2,600,021	3.6016%
UZMK	47,339,868.32	35	29	6	480	1.6779%
KVTS	39,969,107.55	152	138	14	9,685	1.4166%
QZSM	30,951,576.61	175	93	82	4,928	1.0970%
UVCN	11,027,226.32	91	88	3	668	0.3908%
A005900	4,269,997.10	16	10	6	306	0.1513%
TRSB	1,320,296.00	9	9	0	132	0.0468%
SQBN	1,248,955.67	182	180	2	95,582	0.0443%
TRBN	619,444.90	11	7	4	251	0.0220%
KSCM	616,000.00	1	1	0	1	0.0218%
CBSK	313,716.70	13	13	0	285,197	0.0111%
KAYM	268,200.00	2	2	0	18	0.0095%
SANE	239,980.00	6	4	2	60	0.0085%
IPTB	206,533.42	55	53	2	221,999	0.0073%
UZTL1	28,800.00	2	2	0	10	0.0010%
JIPL	24,200.00	3	2	1	7	0.0009%
IPT1	21,600.00	1	1	0	10,000	0.0008%
UGYM	20,000.00	1	0	1	2	0.0007%
AGM1	16,697.00	1	1	0	1	0.0006%
ALKB	14,400.00	20	0	20	14,400	0.0005%
KUMZ	9,500.00	1	0	1	10	0.0003%
IPKY	9,184.00	3	3	0	230	0.0003%
UZM1	6,600.00	1	1	0	1	0.0002%
UNSU	34.00	1	0	1	10	0.0000%
Bcero	2,821,435,142.16	954	752	202	4,840,331	




KD indeks


- KD indeksi bir hafta ichida **2,55%** ga oshdi.
- Ko'tarilishning asosiy triggerlari **#UZMK, #TRSB, #UVCМ, #URTS, #IPTB** edi.
- Indeks o'tgan yilning shu davriga nisbatan **123,53%** ga o'sdi va 2021 yilning boshidan hozirgi kungacha **87,60%** ga oshdi.
- Kelgusi haftada indeks **3%** ga oshishini kutmoqdamiz.

	D	W	M	YTD	YTY
Indeks o'zgarishi%	-0.20%	2.55%	16.47%	87.60%	123.53%

Haftalik grafik | Недельный график




Oylik grafik | Месячный график



YTD



Yillik grafik | Годовой график



Target



KAPDEPO
INVESTMENT COMPANY

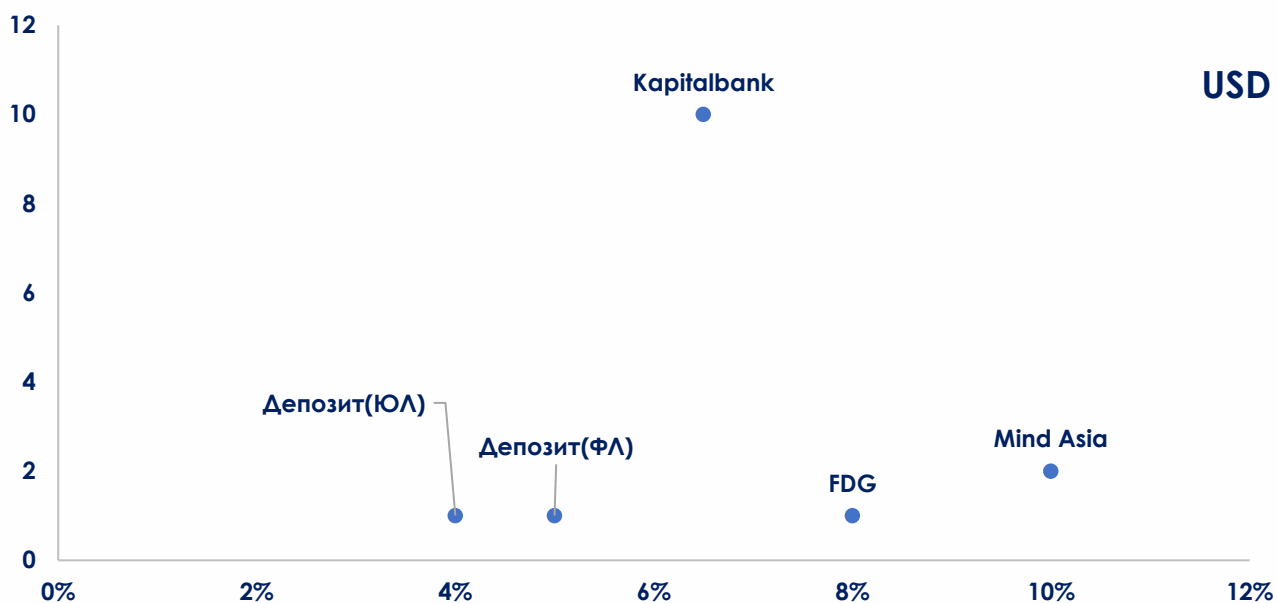
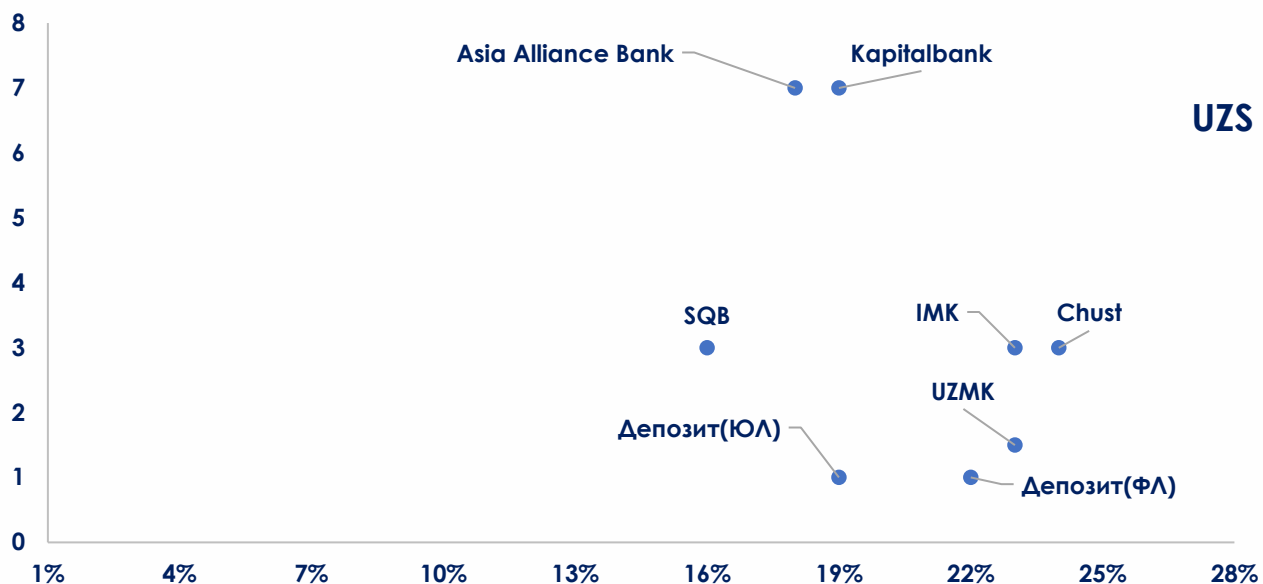
Tiker	Tavsiya	Oxirgi narx	Target
HMKB	BUY	40.00	52.00
QZSM	BUY	6,285.00	7,502.70
URTS	BUY	20,700.00	24,050.00
UZMK	Strong BUY	99,999.00	138,006.00
UVCN	HOLD	16,500.00	18,000.00
KVTS	BUY	4,220.00	6,783.00
SQBN	BUY	13.00	20.50
TRSB	HOLD	10,999.00	8,500.00
TKVK	BUY	64,000.00	70,000.00
KSCN	BUY	610,000.00	1,200,600.00
IPTB	BUY	0.93	1.2
KUMZ	HOLD	940.00	1000
SAEP	BUY	13,000.00	25,803.00



Obligatsiyalar



KAPDEPO
INVESTMENT COMPANY





KAPDEPO

INVESTMENT COMPANY

Ushbu sharhda keltirilgan ma'lumotlar va materiallar individual investitsiya tavsiyalari emas. Ushbu sharhda keltirilgan investitsiya vositalari sizga mos kelmasligi, sizning tavakkalchilik profilingizga, moliyaviy ahvolingizga, investitsiya tajribangizga, bilimingizga, investitsiya maqsadlariga, tavakkalchilikka va daromadga mos kelmasligi mumkin. Investitsion vositaning investitsiya maqsadlari, investitsiya ufqlari va tavakkalchiliklarga mosligini aniqlash - bu investorning vazifasi. "KAPITAL-DEPOZIT" MChJ ushbu hisobotda ko'rsatilgan bitimlar yoki investitsiya vositalariga investitsiyalar natijasida yuzaga kelishi mumkin bo'lgan yo'qotishlar uchun javobgar emas.

Ma'lumotni ommaviy taklif, har qanday qimmatli qog'ozlarni sotib olish yoki sotish yoki ular bilan bitim tuzish taklifi deb hisoblash mumkin emas. Ma'lumotni kelgusida investitsiyalar rentabelligi, tavakkalchilik darajasi, xarajatlari yoki zararsiz investitsiyalarining kafolati yoki va'dasi deb hisoblash mumkin emas. O'tmishga sarmoya kiritish natijasi kelajakdagi daromadni belgilamaydi. Bu qimmatli qog'ozlar uchun reklama emas. Investitsiya to'g'risida qaror qabul qilishdan oldin, investor iqtisodiy xavf va foyda, tavakkalchilikni qabul qilish istagi va qobiliyatini mustaqil baholashi kerak.